



Lucia A.\*

# THE CONFIDENT CHOICE

For Women Considering  
Breast Augmentation

[motiva.health](https://motiva.health)

\*Real Motiva® Patient

# BEGIN YOUR JOURNEY

No matter what your motivations are, the choice to receive a breast enhancement is one made by more than a million women like you around the world every year. As a highly personalized procedure, there are various factors each patient will need to consider. Some of these may be for you alone to deliberate, while others may be made in consultation with your surgeon.

**Our aim is to help you** feel confident, safe, and empowered throughout your breast enhancement journey.

## WHY MOTIVA IMPLANTS®?





**"Safety through innovation"** perfectly captures the commitment of Establishment Labs. Years of breast implant research, development, and innovation have yielded a product line that meets the needs of even the most discerning patients and surgeons.

We are committed to rigorous manufacturing practices in compliance with US, European, and other international standards.

We have established safety and performance in our products. Six years after implantation in a prospective study, our implants were associated with no late seromas, capsular contractures, or double capsules, and 100% of the patients reported being satisfied with their results.<sup>1</sup>

# SILICONE GEL OPTIONS FOR THE SIZE AND SHAPE YOU WANT

The gel used to fill your implant affects how the implant will look, feel, and behave once it is in your body. Motiva Implants® are available in two different silicone gels, which allow you and your surgeon to personalize your results.

ProgressiveGel® PLUS	ProgressiveGel ULTIMA®
	
Balanced gel elasticity and firmness	Elastic and soft gel
Upper-pole fullness	Adapts to the natural breast shape
Younger active look	More natural look and feel
Full profile	Natural profile
	



# SMOOTHSILK®/ SILKSURFACE®

With our proprietary, advanced smooth shell surface known as SmoothSilk® or SilkSurface®, Motiva Implants® offer patients and surgeons the most comprehensive smooth implant portfolio on the market, and have been heralded by experts as the world's **6<sup>th</sup> generation implants<sup>2</sup>** — an entire generation ahead of its competition.

We use no foreign substances to create the nanosurface of our smooth implant shell, minimizing the introduction of contaminants during manufacturing.

## SMOOTHSILK®/SILKSURFACE® IS DESIGNED TO:

- Minimize inflammation and improve interaction with your body's tissues (biocompatibility)\*
- Enable easier implant insertion for minimal scarring
- Limit the risk of double capsules and late seromas\*\*

\*Lower inflammatory response in vitro<sup>3</sup> and compared to traditional smooth<sup>4</sup>

\*\*Based on published clinical results<sup>5</sup>

# BLUSEAL<sup>®</sup> BARRIER LAYER



Motiva<sup>®</sup> is the **only breast implant in the world with a lightly tinted blue barrier layer**, made with biocompatible dyes to allow for visual inspection to ensure the integrity of the entire implant shell.

Thus, our BluSeal<sup>®</sup> barrier layer prevents the use of defective products and prevents silicone gel leakage into the body after implantation.

## Ergonomix<sup>®</sup>



Motiva Ergonomix<sup>®</sup> implants are designed to follow a woman's movements, holding a round shape when she is lying down and assuming a natural-looking teardrop shape when she is standing, mimicking the look, feel, and movement of a natural breast.

# Anatomical TrueFixation®

TrueFixation® is the only anatomically shaped (i.e. teardrop-shaped) breast implant on the market with an advanced smooth shell and two reinforced silicone tabs to minimize the chances of implant rotation.

The superior arch shape allows for less sliding to maintain its position, and its blue orientation guides are radioopaque to allow for X-ray visibility.



## Motiva MinimalScar®



Motiva MinimalScar® is an innovative minimal-incision breast augmentation in which a breast implant is inserted through an incision that is **much smaller (up to 50% smaller) than a standard incision** – thus leaving patients with **very small, hard-to-notice scars** (as small as 2.5 cm).

During this procedure, specialized MotivaImagine® surgical tools and minimally invasive techniques are used to insert Ergonomix® implants, which have gel properties designed to make them less rigid and more elastic<sup>6</sup> for easier insertion and a less traumatic surgery (which in turn promotes better recovery).

# MotivaHybrid®:

## Breast Implants with Fat Redistribution

To enhance cleavage, smooth rippling, or perform other detailed cosmetic improvements, we have created the revolutionary MotivaHybrid® procedure in conjunction with the foremost international surgical experts.

MotivaHybrid® is an innovative, specialized surgical procedure that combines the use of smaller Motiva Implants® with strategically placed, high-quality, patient-derived fat grafts.

In addition to the added advantages for breast augmentation In addition to the added advantages for breast augmentation and a more natural-looking, customized result, MotivaHybrid® allows patients the opportunity to remove fat from places they wish to slim down — all during the same operation.

divina®

## 3D SIMULATION



Lucia A.\*

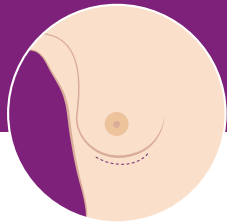
At all Motivalmagine® Centers, we offer Divina® — a powerful 3D simulation software created by Motiva® that allows patients and surgeons to visualize surgical possibilities for breast augmentation.

The photorealistic precision offered by Divina® allows for greater customization of results and ensures that surgeons and patients carry the same expectations going into the procedure.

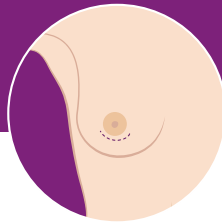
\*Real Motiva® Patient

DISCUSSING  
**PROCEDURAL  
CONSIDERATIONS**  
WITH YOUR SURGEON

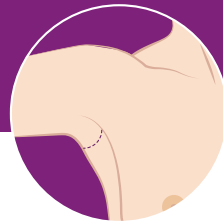
INCISION LOCATION



**Inframammary**  
(in the fold under  
your breast)



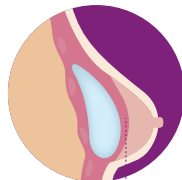
**Periareolar**  
(around the  
areola)



**Transaxillary**  
(in the axilla  
or armpits)

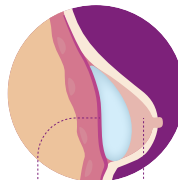
IMPLANT PLACEMENT

**Subpectoral**  
(under the chest  
muscle)



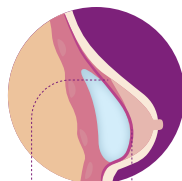
PECTORALIS  
MUSCLE

**Subglandular**  
(under your mammary  
tissue but over the fascia\* layer)



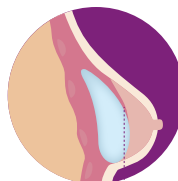
FASCIA MAMMARY  
GLAND

**Subfascial**  
(under both the mammary  
tissue and the fascia\* layer)



PECTORALIS FASCIA  
MUSCLE

**Dual Plane**  
(partly under both the pectoral  
muscle and mammary gland)



PECTORALIS  
MUSCLE

Each incision and implant placement option comes with its own advantages to be considered in conjunction with physical characteristics, lifestyle, and aesthetic goals. Your surgeon will discuss which options may be right for you.


\*Fascia refers to a thin layer of connective tissue on top of the chest muscle.



# GENERAL ADVICE

- Sleep or rest with your head slightly elevated, avoiding lateral positions. Keep your arms close to your body and avoid lifting weights until allowed by your surgeon
- Do not drive for at least two days after your surgery and do not exercise until it has been cleared by your surgeon
- Do not expose your breasts directly to sunlight until approved by your surgeon
- Healing cream may be recommended by your surgeon

## Q INSIDE® SAFETY TECHNOLOGY



## OPTIONAL DIGITAL PASSPORT FOR YOUR IMPLANT

Motiva Implants® are available with an optional digital passport: an FDA-cleared, battery-free, passive microtransponder.

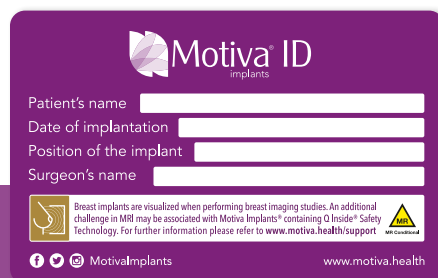
This first-of-its-kind safety technology, known as Q Inside® or Qid®, allows your healthcare provider to use an external, hand-held reader to retrieve the electronic serial number of your Motiva Implants® after implantation, even if your paperwork isn't available.

This means you and your healthcare provider can quickly and securely access your registration information when needed.

## REGISTER YOUR MOTIVA IMPLANTS®

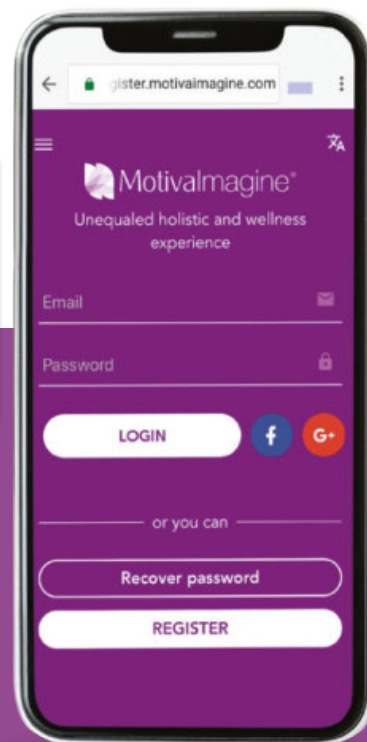
### AND TAKE ADVANTAGE OF OUR EXTENDED WARRANTY

Use your Motiva Implants® ID card to register your implants with their serial numbers during the first 90 days after surgery.



You can register through the MotivaImagine® app, or by visiting:

[register.motivaimagine.com/](https://register.motivaimagine.com/)



## **ALWAYS CONFIDENT WARRANTY®**

### AND REPLACEMENT POLICY

Establishment Labs provides a limited warranty covering its Motiva Implants® product range, supplying a replacement product in the event of rupture for the lifetime of the implant.

Establishment Labs provides assistance in cases of capsular contracture Baker Grades III and IV through its product replacement policy.

Additionally, two different Extended Warranty Programs are available for our breast implants. In the event of rupture or capsular contracture Baker Grades III or IV, the program may provide financial assistance applicable to the revision surgery in the event of implant replacement:

### *5y* Motiva® Program Extended Warranty Program

For Motiva Implants® with Q Inside® Safety Technology, the 5Y Motiva Program may provide up to \$2,500 in financial assistance per affected implant.

### *2y* Motiva® Program Extended Warranty Program

For Motiva Implants® without Q Inside® Safety Technology, the 2Y Motiva Program may provide up to \$1,000 in financial assistance per affected implant.

Please review the enrollment process, terms, conditions, and applicability of the Extended Warranty Programs and the terms of our Always Confident Warranty® at [www.motiva.health](http://www.motiva.health).

In special situations, ask about our industry-first Always Confident Support Program®.

# GENERAL BREAST AUGMENTATION FAQ

## Is breast augmentation surgery safe?

Breast enhancement is one of the most commonly performed plastic surgeries in the world, with a high patient satisfaction rate. However, as with all surgeries, you should always discuss the potential risks with your plastic surgeon.

## Am I a candidate for breast augmentation?

Besides patient-specific circumstances, there are some basic considerations that determine whether a patient may be ready for a breast augmentation/enhancement:

- You can clearly define the goals you would like to achieve with a breast augmentation
- You understand what the procedure realistically can and cannot accomplish
- You accept the risks of breast augmentation surgery
- You clearly understand your responsibilities as a patient in ensuring your procedure is safe and your results are maintained
- You are physically and mentally healthy
- You understand breast implants are not lifetime devices and will need to be replaced at some point to maintain safe and long-term results, and that you will require follow-up appointments with your plastic surgeon and radiologist

## How long is a breast augmentation surgery?

Depending on the specifics of your procedure, surgery can typically last between 30 minutes to two hours.

## Will I require general anesthesia?

Plastic surgeons most commonly use general anesthesia during surgery, but yours may talk to you about the possibility of conscious sedation.

### When can I go home after surgery?


While breast enhancement is often an outpatient procedure, your plastic surgeon will ultimately determine when you are ready to be discharged.

### What is recovery time for breast augmentation?

During the first 48 hours, you may have an elevated body temperature and swelling. Both should return to normal over time, though the recovery process can vary from patient to patient.

### When might I need to replace my breast implants?

Any form of implant failure or a clinical condition (such as capsular contracture) could potentially create the need for implant replacement. Patients should be mindful of the consensus that breast implants have a limited lifetime, although a patient could keep her implants for 10-20 years without the need to replace them (provided she attends all required post-operative checkups and follows aftercare instructions).



Sarita M.\*

## COMMITMENT TO WOMEN'S HEALTH

Establishment Labs encourages every woman to be diligent in scheduling yearly breast exams. Technology used in breast evaluation is generally compatible with breast implants, though it's important to let your healthcare provider know that you do have breast implants.

# SOCIAL RESPONSIBILITY INITIATIVES




## LEED-CERTIFIED MANUFACTURING FACILITIES

LEED (Leadership for Energy and Environmental Design) certification is the world's preeminent program that acknowledges environmentally sustainable, high-performance design, construction, and operation of green buildings.

Establishment Labs is proud to hold gold LEED certification for its headquarters, which houses its state-of-the-art manufacturing facilities; research, development, and innovation labs; and corporate offices.

## LAS PUMAS RESCUE CENTER & THE MAGICAL TREES FOUNDATION

We are active supporters of Las Pumas Rescue Center and the Magical Trees Foundation in their efforts to safeguard Costa Rica's flora and fauna. In relation to this mission, Establishment Labs is proud to showcase the work of Costa Rican photographer and founder of the Magical Trees Foundation, Giancarlo Pucci, in our product packaging.



Mariluz B.\*

## TESTIMONIALS

**pop303:** *"Why on earth I didn't do it sooner. Best decision in my life, no regrets, outcome is better than I expected, just love my new boobs."*

— RealSelf Recommended Review

**dragonflyA:** *"I finally have the body I always wanted to have. Making me feel like a real woman, very confident and satisfied."*

— RealSelf Recommended Review

**Anna2510:** *"Being very thin, I was a bit afraid of the result, but the doctor and his assistant were kind and considerate from the first moment. I immediately felt safe for both the pre and postoperative period, and what to say about the result .. Top!"*

— Estheticon Recommended Review

**Peewee:** *"My new boobs look awesome! They look equal without additional scars. They are shaped great. I am totally happy with everything!"*

— Estheticon Recommended Review

**For more real patient stories about Motiva®, visit:**

**Our website:**

[motiva.health/motivaimagine/testimonials/](https://motiva.health/motivaimagine/testimonials/)

**RealSelf:**

[www.realself.com/motiva-breast-implants](https://www.realself.com/motiva-breast-implants)

**Estheticon:**

[www.estheticon.com/suppliers/motiva-global-1](https://www.estheticon.com/suppliers/motiva-global-1)

## MOTIVA® SOCIAL MEDIA



[Motiva Implants](#)



[@mymotiva](#)



[@MotivaImplants](#)



**Establishment Labs:**

Coyol Free Zone,  
Alajuela, Costa Rica  
[info@establishmentlabs.com](mailto:info@establishmentlabs.com)



**Motiva USA:**

712 Fifth Avenue, 14<sup>th</sup> Floor,  
New York, NY 10019-4108  
[motivausa@establishmentlabs.com](mailto:motivausa@establishmentlabs.com)



**Motiva European Distribution Center:**

Nijverheidsstraat 96, Wommelgem  
Antwerp, 2160 Belgium  
[info@edcmotiva.com](mailto:info@edcmotiva.com)

**References**

1. Chacón M, Chacón M, Fassero J. Six-Year Prospective Outcomes of Primary Breast Augmentation with Nano-Surface Implants. *Aesthet Surg J.* 2018;39(5):495-508.
2. Sforza M, Hammond DC, Botti G et al. Expert Consensus on the Use of a New Bioengineered, Cell-Friendly, Smooth Surface Breast Implant. *Aesth Surg. J.* 2019 May, 39(3):S95-S102.
3. Cappellano G, Ploner C, Lobenwein S, Sopper S, Hoertnagl P, Mayerl C, et al. Immunophenotypic characterization of human T cells after in vitro exposure to different silicone breast implant surfaces. *PLoS ONE* 2018;13(2):e0192108.
4. Doloff J. Overcoming host rejection response to improve breast implant biocompatibility. Oral presentation at: 3rd World Symposium on Ergonomic Implants; Sep 15, 2017; Lago di Garda, Italy.
5. Sforza M, Zaccheddu R, Alleruzzo A et al. Preliminary 3-year evaluation of experience with SilkSurface and VelvetSurface Motiva silicone breast implants: a single-center experience with 5813 consecutive breast augmentation cases. *Aesthet Surg J.* 2018; 38(Suppl 2):S62-S73.
6. Establishment Labs. TS-17-036.R. Rheology Testing of Breast Implant Gels with the Biomechanical Tissue Characterization BTC-2000. February 2019.